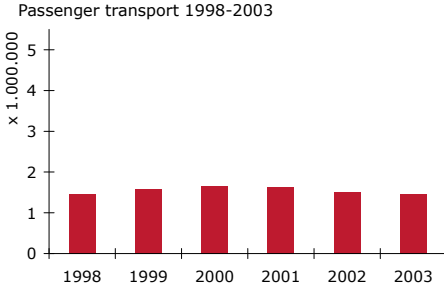




Luxembourg airport

LUX

LUX - LUXEMBOURG AIRPORT (LUX)



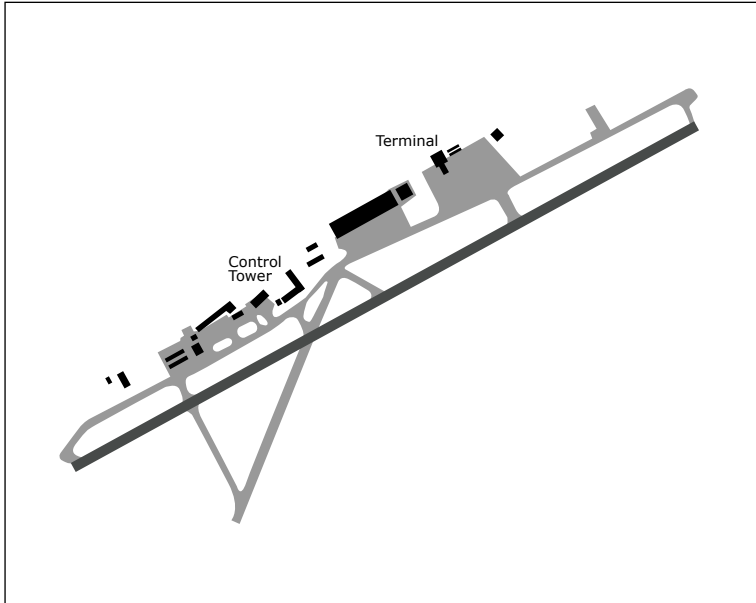
CONNECTIVITY (summer 2004)

Destinations:	40
-Scheduled flights	
-Holiday flights	32
Airlines	10

AIR TRAFFIC (statistics 2003, x 1.000)*

Air transport movements	Passenger transport (terminal)	Freight transport (metric tons)	Mail transport (metric tons)
90,8	1.449,7	602,0	0,6

*(Source: IATA, 2004)



AIRPORT-ORGANIZATION

Name / Address	Luxembourg Airport, BP 635, L-2016 Luxembourg, Luxembourg			
Website	www.luxairport.lu			
IATA / ICAO code	LUX / ELLX			
Position (LAT/LONG)	49°39'24"N / 006°12'18"E			
Opening hours	06:00-23:00 hrs: Chapter 3 aircrafts			
(Noise) restrictions	07:00-22:00 hrs: Chapter 2 aircrafts			
Operator	Lux-Airport, Société de l'aéroport de Luxembourg SA			
Employment (2002)*:	*(Source: ATAG, 2003)			
-Employed direct:	154		-Total on site (est.):	3.500
Potential market area	1hr by car	2hrs by car	1hr by train	2hrs by train
(2004, x 1 million pax):	2,9	14,9	1,3	4,6
			weighted with distance decay	5,6

AIRPORT-INFRASTRUCTURE

Size	- (ha)
Runways:	1 -Longest length: 4.000m
-Runway 1	Heading 06/24, 4.000m (13.123ft), Aircraft size max: All types
Apron (aircraft stands)	35
Cargo terminal:	1 -Capacity cargo (tons): 750.000
Passenger terminal:	1 -Capacity passengers (annual): -
	-Train link:No -Bus link:city bus -Nearest city:Luxembourg (7km)

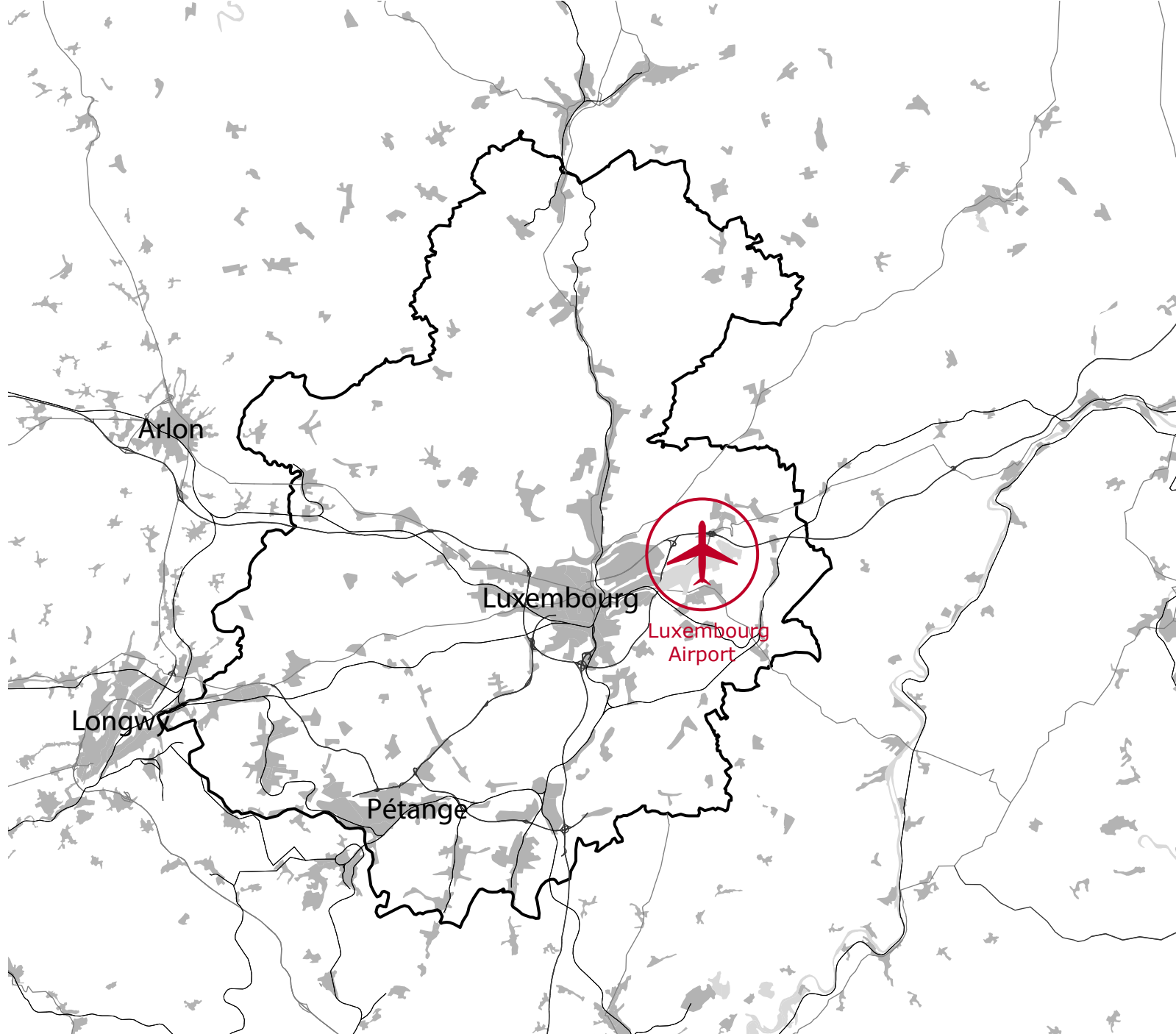
ACCESSIBILITY

Modal split:	Rail	Bus	Taxi	Private car	Others
	-	-	-	-	-
Parking area (spaces):	3.500		+ new: 4.000		
-Parking fees(euros, 2004)	1 hr	1 day	7 days		
--short term	€ 2,50	€ 8,50	€ 89,00		
--long term		€ 4,00	€ 28,00		

PLANNED AIRPORT DEVELOPMENT

-Projects:	-Additional capacity:	-Year operation:	-Status:
Terminal B	Terminal	2004	Completed
Terminal A	Terminal	2006	Planned

-  Airport
-  Motorway
-  Railway
-  National border
-  Built area
-  Water



Luxembourg region

1:300.000