



NL



Arial photo (2003)
Amsterdam Airport
Schiphol

1:40.000

**AMSTERDAM
AIRPORT
SCHIPHOL**

12 AMS - AMSTERDAM AIRPORT SCHIPHOL

AIRPORT-ORGANIZATION







Name / Address	Amsterdam Airport Schiphol, Evert vd Beekstraat 202, NL-1118 CP Schiphol-Centrum, Netherlands
Website	www.schiphol.nl
IATA / ICAO code	AMS / EHAM
Position (LAT/LONG)	52°18'31"N / 004°45'50"E
Opening hours	24 hours
(Noise) restrictions	Chapter 2 aircraft not allowed; no new flights of 'noisy'Chapter 3 aircraft (e.g. B737-200 with hushkit); no departures during night hours of 'noisy'Chapter 3 aircraft
Ownership	Schiphol Group N.V.
Operator	Schiphol Group
(civil) users	-
License	Article 33 Air traffic law, 20-02-2003
Shareholders	Schiphol Group N.V. - 100%

FINANCE (x €1.000, 2003)* *Total of Schiphol Group including alliances e.g. Rotterdam Airport & Lelystad Airport (Source: Schiphol Group, 2004)

Company results:	860.000	Company costs:	618.000
-Airport charges	466.000	-Salaries & social costs	139.000
-Rentals & concessions	220.000		
-Car parking charges	63.000	Investments:	353.000

REGION

Regional profile	Randstad - Noordvleugel				
Nearest city:	Amsterdam	-Population (x 1.000): 739,1			
-Potential market area (2004, x 1 million pax):	1hr by car	2hrs by car	1hr by train	2hrs by train	weighted with distance decay
	8,5	22,8	6,4	13,8	9,6
Business (airport linked):	Schiphol Business area (North, South, East, South-east, Centre): 542 companies				
Employment (2003)*	*(Source: Schiphol Group, 2004)				
-Employed direct	2.231	-Employed indirect		57.100	

-  Airport
-  Motorway
-  Railway
-  National border
-  Built area
-  Water

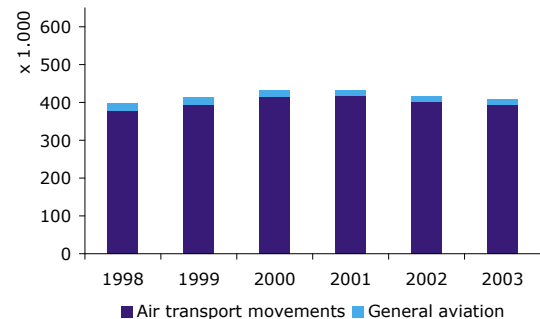


Amsterdam region

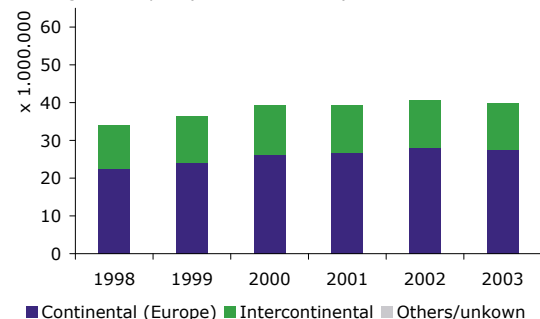
1:300.000

14 AMS - AIR TRAFFIC

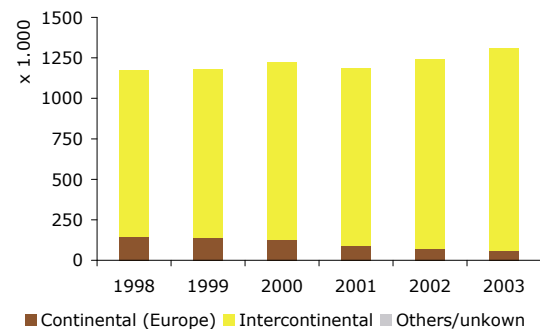
Aircraft movements 1998-2003



Passengers transport (excl. transit-direct) 1998-2003



Freight transport (metric tons) 1998-2003



CONNECTIVITY (summer 2004)

Destinations:	245
-Scheduled flights	245
-Charter flights	
Airlines:	88

AIR TRAFFIC (statistics 2003, x 1.000)

	2003	compared to 2002
Aircraft movements	408,3	-2,1%
-Air transport movements	393,0	-2,1%
-General aviation	15,3	-2,8%

	2003	compared to 2002
Passenger transport (excl. transit-direct)	39.808,6	-1,9%
Origins/departures:		
-Continental (Europe)	27.577,9	-1,2%
-Intercontinental	12.230,8	-3,4%
-Others/unkown	0	-


	2003	compared to 2002
Freight transport (metric tons)	1.306,1	5,3%
Origins/departures:		
-Continental (Europe)	59	-12,6%
-Intercontinental	1.247,2	6,4%
-Others/unkown	0	-

	2003	compared to 2002
Mail transport (metric tons)*	47,6	-2,3%

*(Source: IATA, 2004) (Source: CBS, 2004)



Worldwide destinations from Amsterdam Airport Schiphol (summer 2004)

 Scheduled flights

European destinations from Amsterdam Airport Schiphol (summer 2004)

1:25.000.000

